

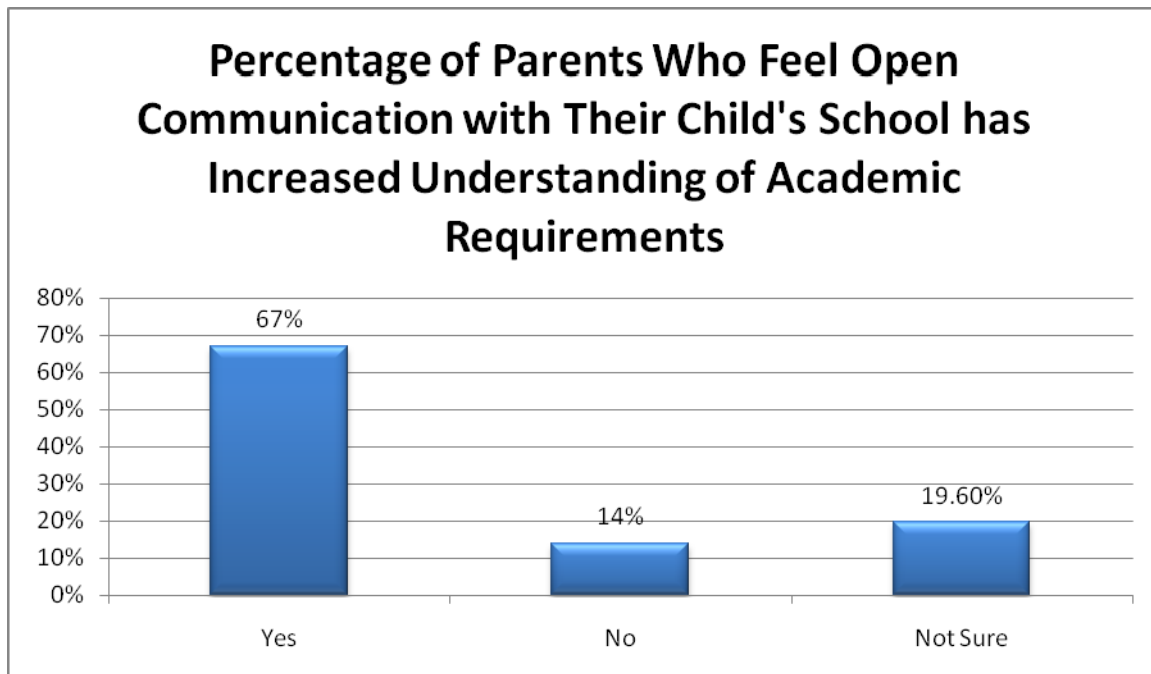
Department of Family and Community Outreach



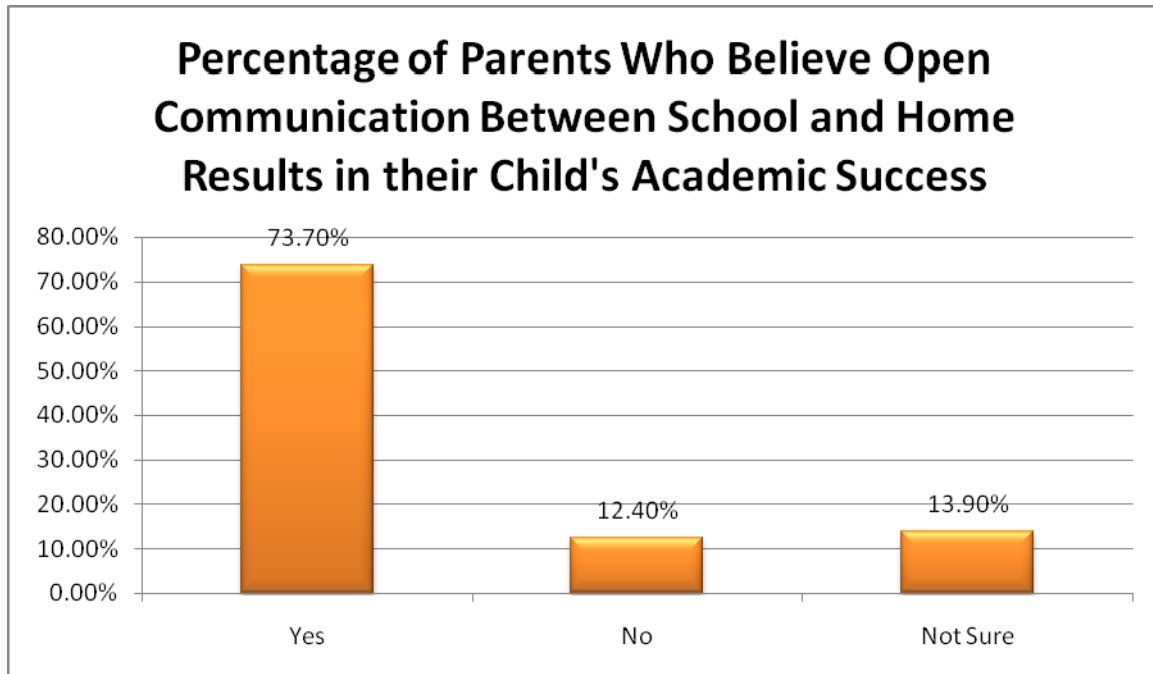
Parent Survey Report

Demographics of the Survey

- A total of 275 parents began the survey
- A total of 241 completed the entire survey
- 39.3% of parents who responded to the survey have at least one child enrolled in Prince George's County Public Schools (107)
- 37.9% of parents who responded to the survey have at least two children enrolled in Prince George's County Public Schools (103)
- 15.1% of parents who responded to the survey have at least three children enrolled in Prince George's County Public Schools (41)
- 5.1% of parents who responded to the survey have at least four or more children enrolled in Prince George's County Public Schools (14)
- 81.1% of parents who responded to the survey have children enrolled in Elementary School (215)
- 36.2% of parents who responded to the survey have children enrolled in Middle School (96)
- 25.1% of parents who responded to the survey have children enrolled in High School (57)

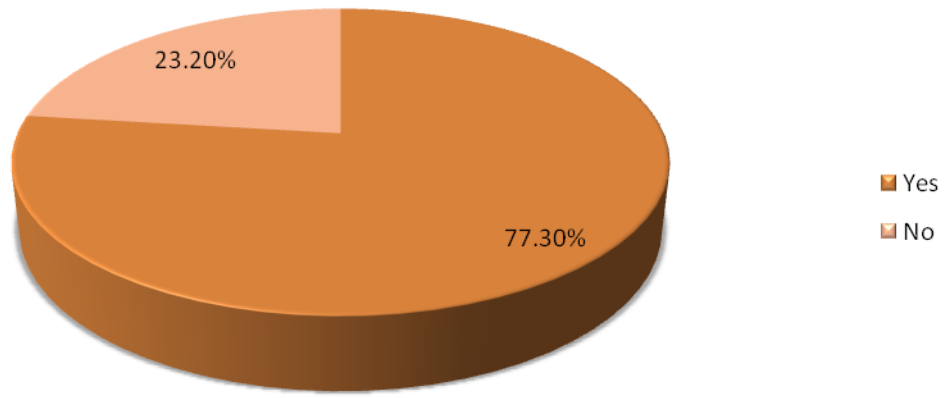


- *Do you believe the open two-way communications from home to school and from school to home has increased your understanding of your child's academic requirements to be successful in the classroom?*
 - **Yes (67.0%)**
 - **No (14.4%)**
 - **Not Sure (19.6%)**



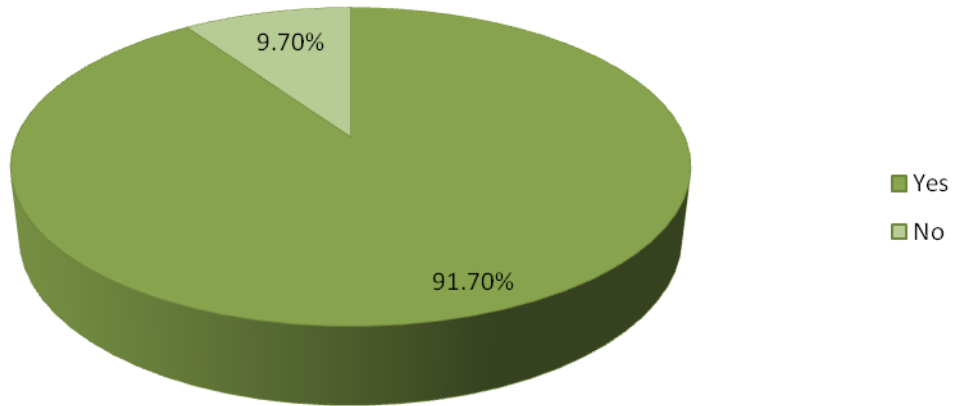
- *Do you believe the open two-way communications from home to school and from school to home has resulted in increase academic success for your child?*
 - **Yes (73.7%)**
 - **No (12.4%)**
 - **Not Sure (13.9%)**

Parents Who Believe Open Communication is the Result of their School's Parent Liaison



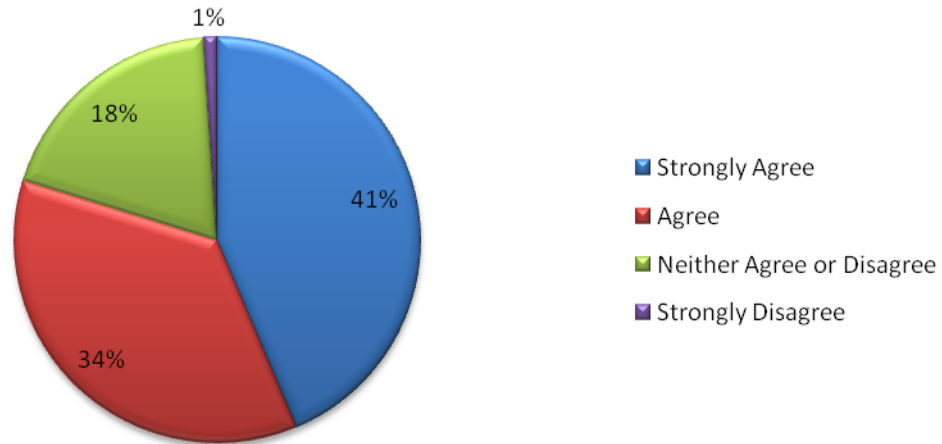
- *Do you believe the open two-way communications from home to school and from school to home is the result of the school's Parent Liaison?*
 - **Yes (77.3%)**
 - **No (23.2%)**

Percentage of Parents Who Feel They Have Open Communication with Their Schools

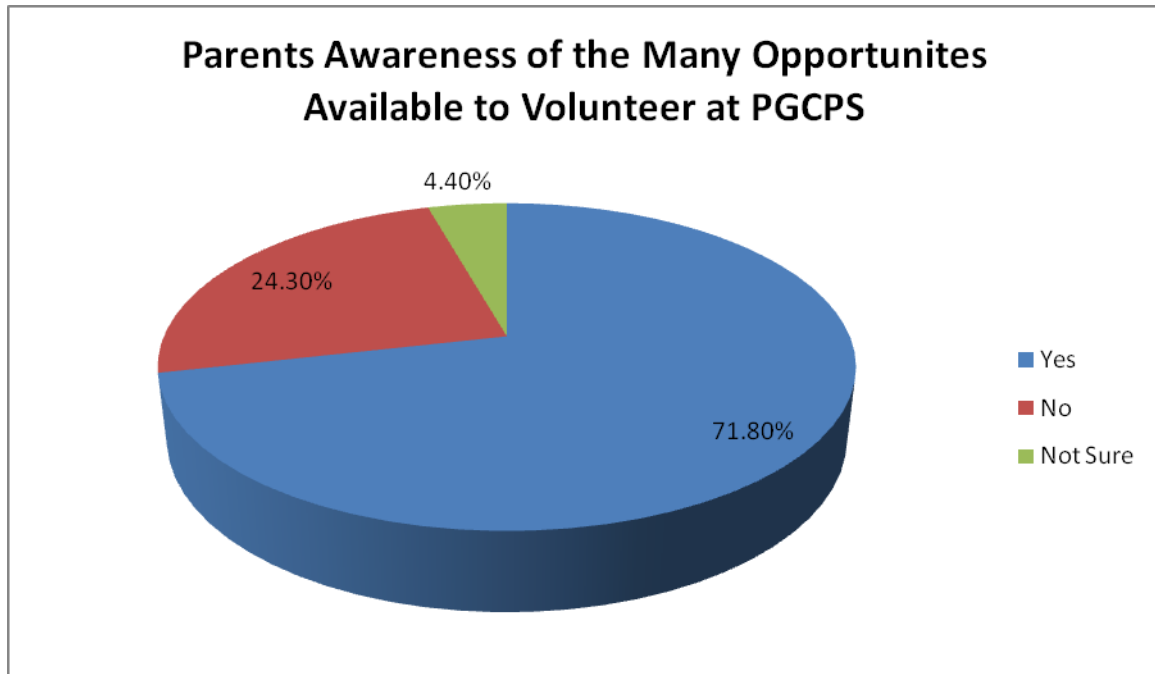


- *Do you believe there is open two-way communications from home to school and from school to home?*
 - **Yes (91.7%)**
 - **No (9.4%)**

Percentage of Parents Who Feel Engaged at Their Child's School

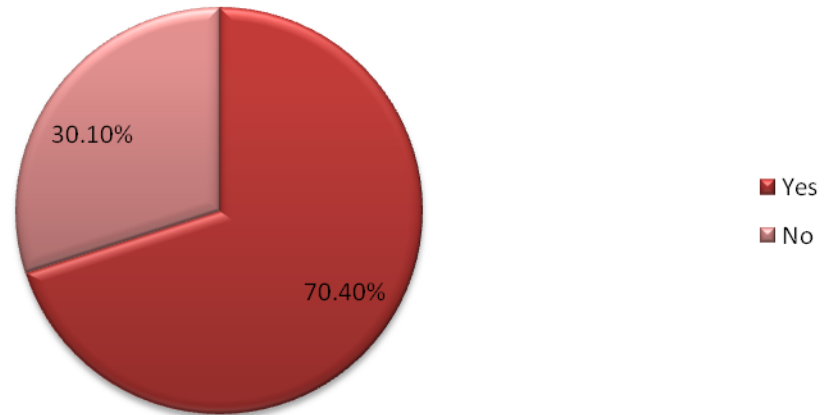


- *I feel engaged in my child's school?*
 - **Strongly Agree (41.0%)**
 - **Agree (34.6%)**
 - **Neither Agree nor Disagree (18.0%)**
 - **Disagree (5.9.0%)**
 - **Strongly Disagree (1.0%)**



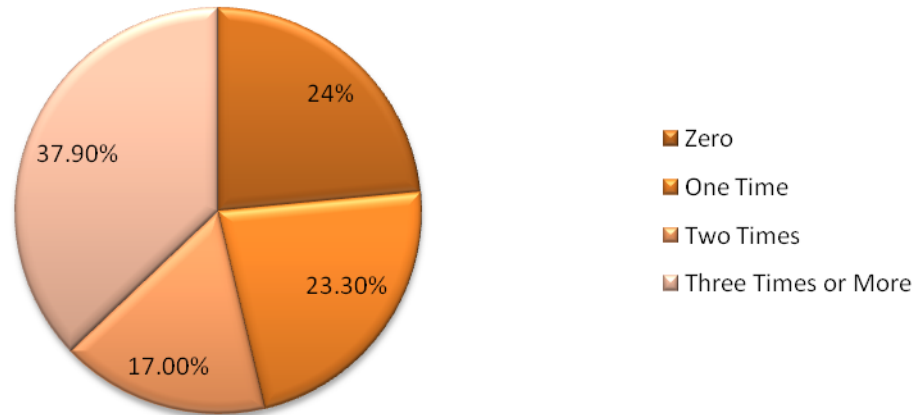
- *Are you aware of the many opportunities by which parents and community members can volunteer in Prince George's County Public Schools?*
 - **Yes (71.8%)**
 - **No (24.3%)**
 - **Not Sure (4.4%)**

Classroom Observation and Workshops Assist Parents with School Assignments



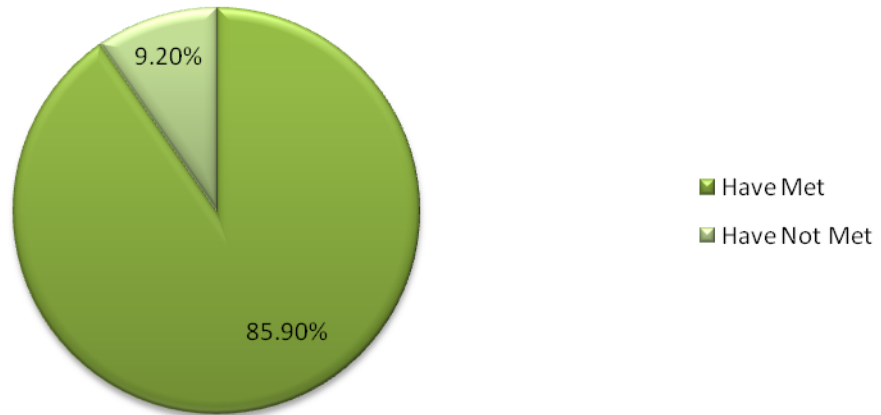
- *Where you able to utilize what you have learned during the observations of your child's classroom along with any workshops presented at the school in your strategies to assist your children at home with school assignments?*
 - **Yes (70.4%)**
 - **No (30.1%)**

The Number of Times Parents Observed Classroom



- *How many times during the 2008-2009 school year have you observed your child's classroom?*
 - **Zero (24%)**
 - **One Time (23.3%)**
 - **Two Times (17.0%)**
 - **Three Times or more (37.9%)**

Percentage of Parents Who Have Met Their School's Liaison



- *Have you met the Parent Liaison at your child's school?*
 - **Yes (85.9%)**
 - **No (9.2%)**